

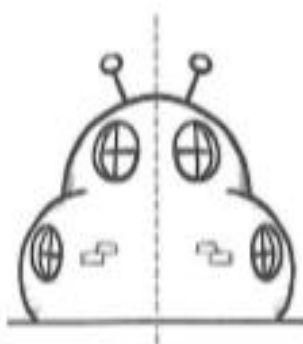

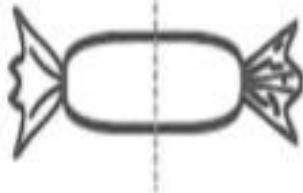

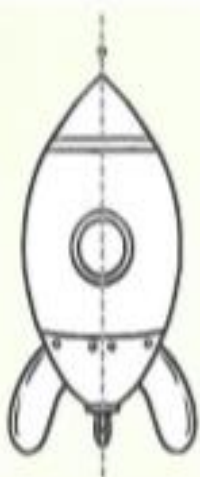

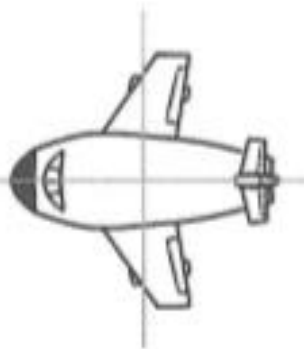
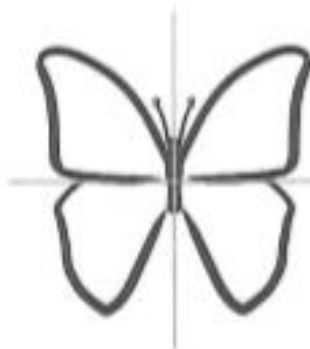


1 Colorie le dessin si le trait en pointillés est un axe de symétrie.

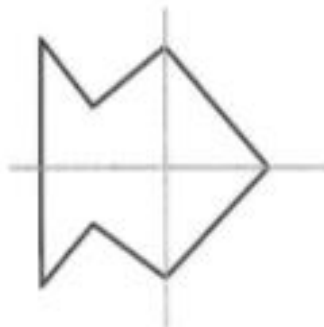
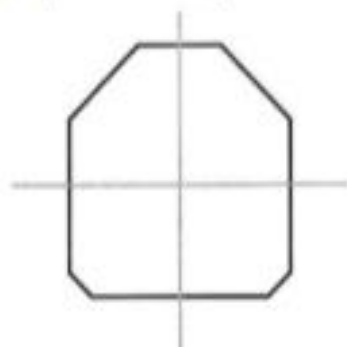
J'ai tracé l'axe de symétrie de ce dessin en pointillé.





2 Repasse en rouge l'axe de symétrie.



3 Repasse en rouge l'axe de symétrie.



1 Trace en rouge l'axe de symétrie de chaque dessin.



2 Trace en rouge le (ou les) axe(s) de symétrie de chaque figure.

Attention !
Certaines figures peuvent
avoir plusieurs axes
de symétrie.

