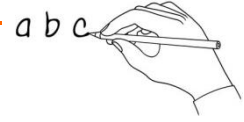




Birthday party invitation – ANSWERS



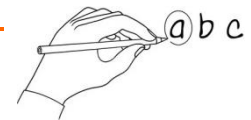
1. What's the word?

Write the word under the pictures.

| birthday | party | date | street | time | telephone |
|----------|----------|--------|--------|-----------|-----------|
| | | | | | |
| time | birthday | street | date | telephone | party |

2. Read and circle!

Children read the birthday party invitation and circle the examples of the top tips.



Birthday Party!

To Stefan

Please come to my birthday party!

Date: Saturday 26 March 2016

Place: 50 High Street, Newtown

Time: 3–6pm

Please reply!

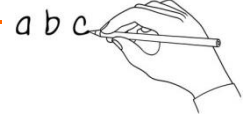
Telephone: 957 342

Email: isa@mail.web

From Isabella

Top tips for writing birthday party invitations!

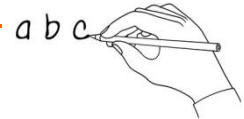
1. Start the invitation To + name.
2. Start days and months with a capital letter.
3. End the invitation with From + name.



3. Fill it in!

Write the missing words in the sentences.

- a. To Stefan
- b. Please come to my birthday party!
- c. Date: Saturday 26 March 2016
- d. Place: 50 High Street, Newtown
- e. Time: 3–6 pm
- f. Please reply!
- g. Telephone: 957 342
- h. From Isabella



4. Practise writing!

Children write an invitation to their birthday party. They should think about the questions given, and use the example birthday party invitation as a model for their own. When they have finished they can check to see if they have followed all the top tips.